



*What To Expect With Our
Transfer of Property Service*



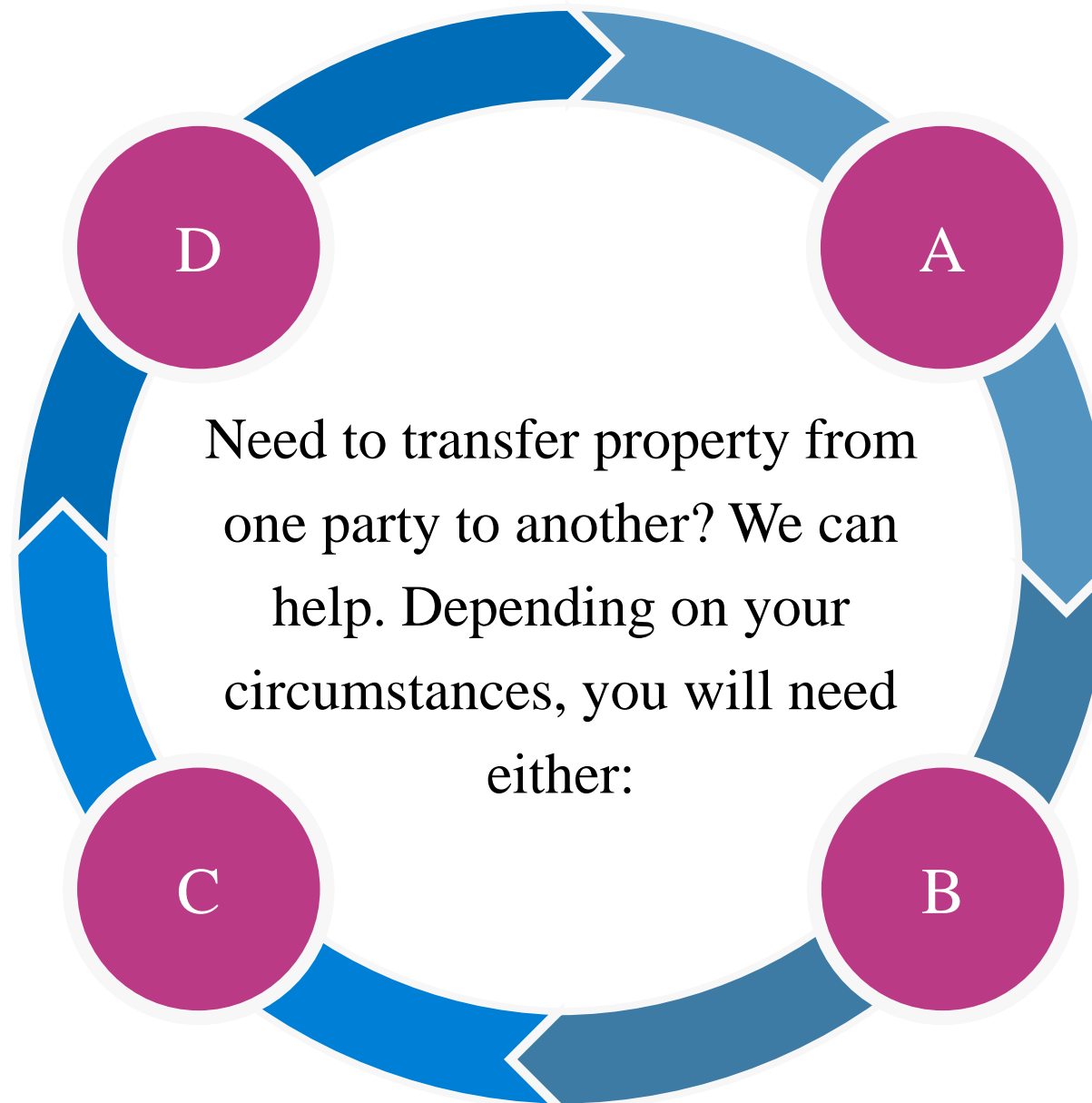
You Need to Transfer Property

You Want To Sell Your Property After A Successful Transfer

E.g Children inheriting property but opting to sell rather than hold;

A Deceased Estate (Deceased Persons) Transfer

E.g Death of a partner with remaining party wanting to assume sole ownership.



A Standard Transfer


E.g You need to transfer property from “Parent to Child”, “Husband & Wife” to “Wife Only”, “Sister and Brother” to “Brother Only”, “Business Partners”, “Friend to Friend”;

A Court Order / Binding Financial Agreement / Prenuptial Transfer

E.g You are going through a divorce or going to court.



Call us about your transfer



Give us a call and our Concierge will explain the process. To adequately brief the Lawyer, our Concierge will also ask:

- What type of property is it?
- Who are you transferring to?
- What is the purpose of the transfer?



If your happy with the process and wish to proceed, we will assign you:

- A Conveyancing Lawyer to provide legal advice;
- A local Conveyancer to perform the transfer;
- And a Concierge to look after you;



Complete Our Questionnaire

Your Concierge will give you a private link to the Online Transfer Questionnaire form that you must complete. This will give the Lawyer the legal details required for the transfer.

This includes:

The full legal name of the Transferors and Transferees.

Property Address being transferred.





Lawyer Reviews Your Documents

As soon as the Questionnaire is completed and the documents are received, the Lawyer will review your instructions and audit the documents.

This involves cross-checking all details to make sure you fulfil the statutory requirements.

Once the Lawyer is satisfied, the Lawyer will direct your assigned Conveyancer to start the transfer.



Transfer Conveyancing Starts

Conveyancing is the legal process of changing the ownership of property from one party to another.

In this step, we will transfer the property title and ownership of property from the Transferors to the Transferees.

As part of our sophisticated process, your Lawyer will brief and direct your Conveyancer. As an added measure of protection, the Lawyer will always be required to sign off on all of the Conveyancers work.

Continue...

Order the required Title Searches and Optional Searches


Double confirm and get sign-off from the Lawyer;

Should anything go wrong, work hand in hand with the Lawyer;

Organize, anticipate and make sure you meet all statutory requirements;

Set the groundwork for a successful transfer

Hold your hands throughout the transferring process;



Your Conveyancer will:



Congratulations: Property Transferred



The final step is Settlement.

That's day when the property title is updated, and the Transferee has formal ownership of the property.

In this step, the Title and official documents are checked, confirmed by all parties, and the transfer is agreed upon.

We'll let you know of our success and will send an email with the confirmation and details.



Sell the Property (If you want)

At your request
we can:



Draft a bulletproof contract that best protects your sale;
Guide you through the process of Sellers conveyancing;
Set the groundwork for you to reach an on-time settlement.



Next Steps:

If you need a trusted Conveyancer to do your transfer, or you just want to know the price of our transfer service, why not...